


Coppermine Registration Process Through PlayMetrics

All players, including current Coppermine Soccer Club (CSC) players and brand new (interested) players, must create a PlayMetrics account to register for tryouts. Since PlayMetrics (PM) is new for 2021, everyone must create a new PlayMetrics account. [Video of Registration Process](#)

The 5 easy steps below show how to create your PlayMetrics account through a registration URL (link) provided by the Club and register for the tryout program.

Please remember to complete step 5 to register for the tryouts. Simply creating an account will not register you for the tryouts.

1. **Create Account:** [Click this registration URL link](#) to create an account. You will be asked to enter an **email address** and create a **password**. *Passwords must be at least 8 characters long with a mix of letters (lower and uppercase), numbers, and special characters. Empty spaces also can be used.* Click the "Create Account" button to create your account.



Let's setup your PlayMetrics account.


requirements ^

Passwords must be at least 8 characters long with a mix of letters (lower and uppercase), numbers, and special characters. Empty spaces also can be used.

By signing up, you accept and agree to PlayMetrics' [Terms & Conditions](#) and [Privacy Policy](#).

Create Account

2. **Verify Account:** Check your email associated with your PlayMetrics account and verify your email address (select **Signup Button**). After verifying your email address, you will be prompted to enter your contact information to complete your Parent or Guardian account.


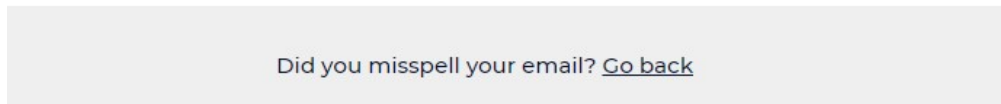


Check your email


The email address copperminesoccer@gmail.com must be verified to use PlayMetrics. We've sent you a new verification link. Please check your email inbox (junk/spam folders) for a message from noreply@playmetrics.com. Follow the link in the email to confirm your email address and complete your account setup.

Didn't get the verification email? Click below to have a new verification email sent to info@bearcreekrec.org.

[Resend email](#)



3. **Add Your Contact Information:** Add your contact information.



Let's finish setting up your account.

Enter the contact information for the Parent or Guardian who will be the primary contact for the players on this account.


First Name

Last Name

 Contact Number



Next

4. **Add Player Information:** Add your player information for each child you plan to register. If you have more than one player, select **Add another player**.



Add your player information.

You will be the primary contact for the players you add. You can grant access to other members in your family later on.

	First Name	Last Name
	<input type="text" value="Olivia"/>	<input type="text" value="Smith"/>
	Birthday	Gender
	<input type="text" value="06/20/2007"/> 	<input checked="" type="radio"/> Male <input type="radio"/> Female

[Add another player](#)

[Finish](#)

[Skip](#)

5. **Register for Tryouts:** Select 2021 Club Tryouts under featured programs and complete the remainder of the registration form. You will receive an email confirmation once the registration is complete.

CLUB PROGRAMS

Available programs:

Filter

Featured

Tryout

[2021 Club Tryouts](#)

Coppermine Soccer Club 2021 Tryouts

Eligible Players:

JC Register →

MY PLAYERS

Joshua Cameron

JC

[Add players](#) to see available programs for them.

Issues. If you are still having trouble registering, please contact support@playmetrics.com and provide the following information:

- The name of your Club
- Your name
- Your player's name (if applicable)
- Email address you supplied to the Club
- The email App or Service you are using
- Description of your issue
- Phone number where we can reach you